



EuroDIG 2021, Virtual meeting

Report by the EuroDIG Secretariat

September 2021

Foreword

EuroDIG 2021 took place from 28–30 June 2021. This included a Day 0 on which organisations and initiatives could present their work, and engage with the community, followed by two full days of multi-stakeholder workshops and high-level debates. The theme of this year's discussions: "Into Europe's Digital Decade".

Given the evolution of the pandemic situation across Europe, and our concern for the health of our community, EuroDIG 2021 was again held fully online. This allowed us to build on our experience from 2020 and the rapid development in holding online meetings, which have become standard within the Internet community and beyond.

With this report we would like to illustrate how participation in the virtual EuroDIG has evolved from 2020 to 2021. In order to get a clear indication on the differences between the two years we included the same set of questions in our feedback form, the results of which are the main focus of this report.

Our overall concept was very similar to last year. Therefore, we will not repeat all the details already compiled in the [2020 virtual meeting report](#).

We hope that these facts and figures serve as input for upcoming discussions when the effectiveness of online meetings in general is evaluated. We hope that this information and analysis can contribute to the development of effective hybrid meeting formats and help organisers to weigh pro and cons of the different approaches.

Many thanks to all participants who provided their feedback on the EuroDIG 2021 virtual meeting!

Table of contents


Foreword	1
I. Concept	2
II. Virtual meeting environment / Choice of tools	4
III. Breakdown of participation	5
IV. Feedback from participants (2021 vs. 2020)	7
V. Financial report	16

I. Concept

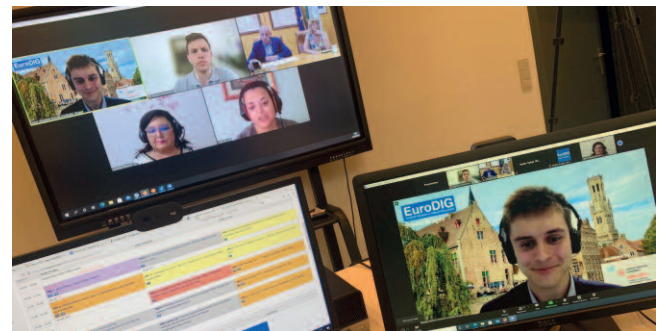
EuroDIG in June 2020 was among the first events that had traditionally had been organised as a physical meeting, to be held as an online-only meeting. The aim of EuroDIG is to create a platform for intensive exchange before and during the annual meeting, by including all stakeholder groups. The feedback

that we received last year was very positive and EuroDIG 2020 was considered to be among the best virtual meetings in our community.

The safety of everyone involved was an absolute priority in 2021 too and we continued in online-only mode.



Studio Bruges (Belgium), powered by the United Nations University, Institute on Comparative Regional Integration Studies (UNU-CRIS)



Studio Belgrade (Serbia), powered by the Serbian National Internet Domain Registry Foundation (RNIDS)



Studio Trieste (Italy), powered by The Abdus Salam International Centre for Theoretical Physics (ICTP)

We kept the concept of setting up Studios across Europe to host the sessions while technically connected to and managed by the headquarters studio based in Leipzig/Germany. Colleagues supported EuroDIG 2021 from Italy (Trieste), Serbia (Belgrade) and Belgium (Bruges).

A compact 3-day format was developed, the same as for physical meetings. We decided to keep this format based on feedback that a majority of participants supported this approach for the virtual meeting in 2020. However, new session formats were introduced already in January, that would work for a hybrid as well as for a fully virtual meeting.

With shorter session slots and longer breaks we intended to meet:

1. requests to have more time for informal exchanges and networking (if meeting in person would have been possible), and
2. the need to incorporate safety measures to deal with the pandemic (i.e. not spending too much time in closed rooms and sanitising them after a short while)

As a result, workshops were shortened to 60 minutes and Focus Sessions were introduced as a new format, replacing tradi-

tional plenaries. Focus Sessions are made up of three segments: 45 minutes of input by high level speakers; 45 minutes of breakout to discuss in more depth and in smaller groups; and 45 minutes output to reconvene and formulate the messages. This format allowed for more in-depth discussion than a plenary.

Day zero is traditionally the day where we offer Internet Governance-related organisations our facilities (in the virtual and the real world) to hold their working meetings or to present their work.

This year day zero was filled with sessions for the whole day across three parallel tracks. It was the busiest day zero we have ever seen.

Also, the number of workshops grew compared to past meetings and alongside the studios we opened the virtual amphitheatre for some session slots as well as the “big stage” presentations.

We also put effort into a social event and invited a magician who was doing a live show in the headquarters studio in Leipzig while interacting with the online audience. The audience for this social event, however, was not huge.




Welcome and keynotes were transmitted to all Zoom rooms in parallel.



Before and after each session the moderator in Leipzig called live into each studio for a short pre- and post-review.



From the headquarters in Leipzig we ran the full technical infrastructure for four sessions in parallel, monitoring operations in all location.



The magic live show from the headquarters studio in Leipzig also included interaction with the online audience.

II. Virtual meeting environment / Choice of tools

Many new tools to facilitate virtual meetings emerged in 2020-2021. We felt that EuroDIG participants would be keen to explore new tools, and we wanted to try something new, in addition to the traditional pillars:

1. remote participation (over Zoom)
2. streaming
3. captioning.

The forum for written exchange, that we created in 2020, proved not to be of value for fostering discussions among our participants, so we did not invest further in this approach.


Instead we built a virtual conference centre in gather.town, which allows the event planners to build custom virtual spaces that users can freely move around in with personal avatars. In this space networking was possible via audio and video when

your avatar came close to another. Upon entry, pre-registered participants were required to sign in with their real name (same as for registration) and were instructed to respect our [Code of Conduct](#). In this space we set up the three studios (Bruges, Belgrade and Trieste) and an amphitheatre, each of them representing an interactive Zoom meeting room. Users were required to walk their avatar to the studio where the session they wished to attend took place. From these studios you could connect to Zoom directly by pressing x on your keyboard. No additional link was needed.


You could also find a registration desk, booths, a Board Room for ad-hoc meetings, or you could enjoy the “outside” area and a fountain or bonfire. The feedback from participants on this new tool was quite diverse, from, “this is an additional hurdle!” to “great fun!”



Overview of the customised virtual conference centre in gather.town for EuroDIG 2021.



Booth area – At the booths private conversation was possible regardless of surrounding people.



Thanks to the host, supporters, partners and donors who made EuroDIG 2021 possible.

III. Breakdown of participation (2021 vs. 2020)

Overall, we received 703 registrations, which was about half the number from last year but close to what we usually saw at EuroDIG meetings. It is notable that about half of the participants registered just in time, when the event was already underway (some even registered just before they had a speaking role in one of the sessions). This made it difficult for them to get familiar with the new gather.town environment, although all speakers were also provided with direct Zoom links.

The analysis after the event showed that we had around 470 different people logging in to Zoom over the three days. Like last year, a significant number of participants were watching the stream, either live during the session or later, via the recording. However, the increased number of parallel sessions

led to a decreasing number of participants per session. On average we saw 30-40 participants logged into Zoom.

Taking the numbers from Zoom and streaming/recording together we reached a number of participants comparable to last year or to what we would have expected from a physical meeting.

An example from Day 1 in Studio Bruges: 126 participants logged into the Zoom room. In addition, 14 participants (peak parallel views) followed sessions on this day via the live stream on YouTube. In total 130 unique participants watched the livestream or the recording of this studio on this day. As of 31 August 2021, a total of 139 people visited the recording.

Zoom rooms <i>Unique participants per day</i>					
Day 0		Day 1		Day 2	
2021	2020	2021	2020	2021	2020
102 (Studio Bruges)	163 (Studio The Hague)	126 (Studio Bruges)	266 (Studio The Hague)	126 (Studio Bruges)	215 (Studio The Hague)
99 (Studio Belgrade)	122 (Studio Berlin)	105 (Studio Belgrade)	94 (Studio Berlin)	82 (Studio Belgrade)	99 (Studio Berlin)
109 (Studio Trieste)		74 (Studio Trieste)	92 (Studio Trieste)	56 (Studio Trieste)	74 (Studio Trieste)
		81 (Amphitheatre)		25 (Amphitheatre)	

Video streams count by Google (for 2021 as of 2021-08-31, for 2020 as of 2020-08-27)									
parallel views during livestream		Unique viewers within 24 hours						Unique viewers till end of August	
		Day 0		Day 1		Day 2			
2021	2020	2021	2020	2021	2020	2021	2020	2021	2020
10 (Stream of Day 0, Studio Bruges)	18 (Stream of Day 0, Studio The Hague)	107 (Stream of Day 0, Studio Bruges)	121 (Stream of Day 0, Studio The Hague)	8 (Stream of Day 0, Studio Bruges)	54 (Stream of Day 0, Studio The Hague)	1 (Stream of Day 0, Studio Bruges)	27 (Stream of Day 0, Studio The Hague)	132 (Stream of Day 0, Studio Bruges)	204 (Stream of Day 0, Studio The Hague)
14 (Stream of Day 0, Studio Belgrade)	25 (Stream of Day 0, Studio Berlin)	131 (Stream of Day 0, Studio Belgrade)	136 (Stream of Day 0, Studio Berlin)	16 (Stream of Day 0, Studio Belgrade)	29 (Stream of Day 0, Studio Berlin)	15 (Stream of Day 0, Studio Belgrade)	11 (Stream of Day 0, Studio Berlin)	232 (Stream of Day 0, Studio Belgrade)	199 (Stream of Day 0, Studio Berlin)
10 (Stream of Day 0, Studio Trieste)		41 (Stream of Day 0, Studio Trieste)		21 (Stream of Day 0, Studio Trieste)		45 (Stream of Day 0, Studio Trieste)		215 (Stream of Day 0, Studio Trieste)	
14 (Stream of Day 1, Studio Bruges)	47 (Stream of Day 1, Studio The Hague)			82 (Stream of Day 1, Studio Bruges)	269 (Stream of Day 1, Studio The Hague)	9 (Stream of Day 1, Studio Bruges)	47 (Stream of Day 1, Studio The Hague)	139 (Stream of Day 1, Studio Bruges)	393 (Stream of Day 1, Studio The Hague)
15 (Stream of Day 1, Studio Belgrade)	14 (Stream of Day 1, Studio Berlin)			111 (Stream of Day 1, Studio Belgrade)	77 (Stream of Day 1, Studio Berlin)	30 (Stream of Day 1, Studio Belgrade)	15 (Stream of Day 1, Studio Berlin)	271 (Stream of Day 1, Studio Belgrade)	112 (Stream of Day 1, Studio Berlin)
15 (Stream of Day 1, Studio Trieste)	22 (Stream of Day 1, Studio Trieste)			88 (Stream of Day 1, Studio Trieste)	110 (Stream of Day 1, Studio Trieste)	15 (Stream of Day 1, Studio Trieste)	18 (Stream of Day 1, Studio Trieste)	184 (Stream of Day 1, Studio Trieste)	174 (Stream of Day 1, Studio Trieste)
16 (Stream of Day 1, Amphitheatre)				88 (Stream of Day 1, Amphitheatre)		-		142 (Stream of Day 1, Amphitheatre)	
18 (Stream of Day 2, Studio Bruges)	30 (Stream of Day 2, Studio The Hague)					146 (Stream of Day 2, Studio Bruges)	155 (Stream of Day 2, Studio The Hague)	225 (Stream of Day 2, Studio Bruges)	252 (Stream of Day 2, Studio The Hague)
17 (Stream of Day 2, Studio Belgrade)	22 (Stream of Day 2, Studio Berlin)					82 (Stream of Day 2, Studio Belgrade)	69 (Stream of Day 2, Studio Berlin)	140 (Stream of Day 2, Studio Belgrade)	95 (Stream of Day 2, Studio Berlin)
12 (Stream of Day 2, Studio Trieste)	17 (Stream of Day 2, Studio Trieste)					106 (Stream of Day 2, Studio Trieste)	106 (Stream of Day 2, Studio Trieste)	246 (Stream of Day 2, Studio Trieste)	143 (Stream of Day 2, Studio Trieste)
5 (Stream of Day 2, Amphitheatre)						44 (Stream of Day 2, Amphitheatre)		71 (Stream of Day 2, Amphitheatre)	

IV. Feedback from participants (2021 vs. 2020)

We got in total 61 answers on our feedback form in 2021 and 103 in 2020. The following numbers are based on this. For ave-

rage and percentage calculations “Please select” and/or “NA” statements are excluded.

Stakeholder Group

	2021		2020	
Please select/NA	0		13	
Academia	4	6,56% (answered)	16	17,78% (answered)
Civil society	12	19,67% (answered)	25	27,78% (answered)
Government	7	11,48% (answered)	11	12,22% (answered)
International org.	4	6,56% (answered)	5	5,56% (answered)
Media	1	1,64% (answered)	1	1,11% (answered)
Other	10	16,39% (answered)	2	2,22% (answered)
Private sector	16	26,23% (answered)	13	14,44% (answered)
Technical community	7	11,48% (answered)	17	18,89% (answered)

Role at EuroDIG (multiple answers/combinations)

	2021		2020	
Please select/NA	3		2	
Focal Point	0	0,00% (answered)	6	5,94% (answered)
Focal Point, Moderator	2	3,45% (answered)	1	0,99% (answered)
Focal Point, Org Team Member, Speaker, Moderator, Participant	7	12,07% (answered)	2	1,98% (answered)
Focal Point, Participant	2	3,45% (answered)	1	0,99% (answered)
Moderator, Participant	2	3,45% (answered)	1	0,99% (answered)
Org Team Member	3	5,17% (answered)	14	13,86% (answered)
Org Team Member, Big Stage				
Organiser	1	1,72% (answered)	1	0,99% (answered)
Org Team Member, Moderator	2	3,45% (answered)	1	0,99% (answered)
Org Team Member, Participant	1	1,72% (answered)	5	4,95% (answered)
Participant	30	51,72% (answered)	59	58,42% (answered)
Reporter	0	0,00% (answered)	1	0,99% (answered)
Speaker	5	8,62% (answered)	8	7,92% (answered)
Speaker, Participant	3	5,17% (answered)	1	0,99% (answered)

I attended

	2021	2020
Please select/NA	3	3
most at 2 days	17 29,31% (answered)	32 32,00% (answered)
one session where I was involved	15 25,86% (answered)	6 6,00% (answered)
selected sessions	26 44,83% (answered)	62 62,00% (answered)

How did you participate?

	2021	2020
Please select/NA	2	3
zoom (2020 only)		17 17,00% (answered)
gather + zoom	39 66,10% (answered)	
stream	8 13,56% (answered)	24 24,00% (answered)
stream + zoom (2020 only)		59 59,00% (answered)
stream and gather + zoom	12 20,34% (answered)	

How do you rate the quality of EuroDIG sessions overall?

	2021	2020
average (answered)	4,41	4,26
Please select/NA	2	6
1 = not sufficient	1 1,69% (answered)	1 1,03% (answered)
2 = sufficient	0 0,00% (answered)	2 2,06% (answered)
3 = average	2 3,39% (answered)	7 7,22% (answered)
4 = good	27 45,76% (answered)	48 49,48% (answered)
5 = very good	29 49,15% (answered)	39 40,21% (answered)

How do you rate the quality of EuroDIG focus sessions/plenaries?

	2021	focus sessions	2020	plenaries
average (answered)	4,22		4,22	
Please select/NA	6		17	
1 = not sufficient	0 0,00% (answered)		0 0,00% (answered)	
2 = sufficient	2 3,64% (answered)		3 3,49% (answered)	
3 = average	7 12,73% (answered)		8 9,30% (answered)	
4 = good	23 41,82% (answered)		42 48,84% (answered)	
5 = very good	23 41,82% (answered)		33 38,37% (answered)	

How do you rate the quality of EuroDIG workshops?

	2021	2020
average (answered)	4,26	4,25
Please select/NA	7	26
1 = not sufficient	1 1,85% (answered)	2 2,60% (answered)
2 = sufficient	0 9,26% (answered)	0 0,00% (answered)
3 = average	5 48,15% (answered)	7 9,09% (answered)
4 = good	26 48,15% (answered)	36 46,75% (answered)
5 = very good	22 40,74% (answered)	32 41,56% (answered)

How do you rate the quality of EuroDIG Big Stages?

	2021	2020
average (answered)	4,35	4,04
Please select/NA	15	49
1 = not sufficient	0 0,00% (answered)	3 5,56% (answered)
2 = sufficient	0 0,00% (answered)	2 3,70% (answered)
3 = average	4 8,70% (answered)	6 11,11% (answered)
4 = good	22 47,83% (answered)	22 40,74% (answered)
5 = very good	20 43,48% (answered)	21 38,89% (answered)

How do you rate the quality of EuroDIG day zero sessions?

	2021	2020
average (answered)	Question missing in form	4,34
Please select/NA		44
1 = not sufficient		1 1,69% (answered)
2 = sufficient		0 0,00% (answered)
3 = average		3 5,08% (answered)
4 = good		29 49,15% (answered)
5 = very good		26 44,07% (answered)

Please indicate the level of activity in the focus sessions/plenaries you participated in.

	2021	focus sessions	2020	plenaries
average (answered)	3,77		3,69	
Please select/NA	4		17	
1 = not sufficient	3 5,26% (answered)		4 4,65% (answered)	
2 = sufficient	4 7,02% (answered)		6 6,98% (answered)	
3 = average	13 22,81% (answered)		21 24,42% (answered)	
4 = good	20 35,09% (answered)		37 43,02% (answered)	
5 = very good	17 29,82% (answered)		18 20,93% (answered)	

Please indicate the level of activity in the workshops you participated in.

	2021	2020
average (answered)	3,78	3,85
Please select/NA	10	25
1 = not sufficient	2 3,92% (answered)	5 6,41% (answered)
2 = sufficient	5 9,80% (answered)	1 1,28% (answered)
3 = average	12 23,53% (answered)	17 21,79% (answered)
4 = good	15 29,41% (answered)	33 42,31% (answered)
5 = very good	17 33,33% (answered)	22 28,21% (answered)

Please indicate the level of activity in the day zero sessions you participated in.

	2021	2020
average (answered)	3,66	3,88
Please select/NA	20	44
1 = not sufficient	6 14,63% (answered)	3 5,08% (answered)
2 = sufficient	1 2,44% (answered)	4 6,78% (answered)
3 = average	7 17,07% (answered)	11 18,64% (answered)
4 = good	14 34,15% (answered)	20 33,90% (answered)
5 = very good	13 31,71% (answered)	21 35,59% (answered)

Please rate the level of speakers at EuroDIG?

	2021	2020
average (answered)	4,37	4,26
Please select/NA	2	3
1 = not sufficient	0 0,00% (answered)	1 1,00% (answered)
2 = sufficient	0 0,00% (answered)	3 3,00% (answered)
3 = average	4 6,78% (answered)	6 6,00% (answered)
4 = good	29 49,15% (answered)	49 49,00% (answered)
5 = very good	26 44,07% (answered)	41 41,00% (answered)

Please rate the relevance of participants for you personally?

	2021	2020
average (answered)	4,15	3,93
Please select/NA	2	8
1 = not sufficient	3 5,08% (answered)	4 4,21% (answered)
2 = sufficient	3 5,08% (answered)	3 3,16% (answered)
3 = average	2 3,39% (answered)	14 14,74% (answered)
4 = good	25 42,37% (answered)	49 51,58% (answered)
5 = very good	26 44,07% (answered)	25 26,32% (answered)

Did you miss a stakeholder group?

	2021	2020
Please select/NA	8	32
yes	19 35,85% (answered)	22 30,99% (answered)
no	34 64,15% (answered)	49 69,01% (answered)

If yes, which group?

	2021	2020
Please select/NA	36	79
Academia	0 0,00% (answered)	2 8,33% (answered)
Civil society	1 4,00% (answered)	3 12,50% (answered)
Government	3 12,00% (answered)	6 25,00% (answered)
International org.	2 8,00% (answered)	1 4,17% (answered)
Legislator	7 28,00% (answered)	<i>categorie not provided</i>
Media	2 8,00% (answered)	1 4,17% (answered)
Other	2 8,00% (answered)	4 16,67% (answered)
Private sector	6 24,00% (answered)	2 8,33% (answered)
Technical community	2 8,00% (answered)	5 20,83% (answered)

If other, which group? (single mention)

2021	2020
<ul style="list-style-type: none"> · Also parliamentarians. · As I explained, national IGF · EU usual users, religious leaders, MPs · Experience of speakers covered all stakeholder backgrounds for fireside chat · In fact, I do not remember any session I missed. · Industry · Intergovernmental organizations · Legislators (elected positions) · MPs. Also low business and government. · Tech community providing active instructions (tech for dummies ...) 	<ul style="list-style-type: none"> · Activists and Social Media · Big Tech · End-Users · Especially European tech SMEs · More government participats · Previat sector · Regulators, consumer advocates, internet engineers, · The speakers were not representative and greater diversity would upgrade the quality of the content. · XBRL · Youth

Do you think it was the right decision to move EuroDIG to cyberspace?

	2021	2020
Please select/NA	2	0
yes	52 88,14% (answered)	103 100,00% (answered)
no	7 11,86% (answered)	0 0,00% (answered)

Was the programme ...

	2021	2020
Please select/NA	2	4
just right	40 67,80% (answered)	82 82,83% (answered)
to packed	13 22,03% (answered)	9 9,09% (answered)
to lightweight	6 10,17% (answered)	8 8,08% (answered)

Would you have preferred ...

	2021	2020
Please select/NA	5	8
longer period	18 32,14% (answered)	25 26,32% (answered)
one day	9 16,07% (answered)	12 12,63% (answered)
just right	29 51,79% (answered)	58 0,05% (answered)

How do you rate the technical implementation from a physical to a virtual meeting?

	2021	2020
average (answered)	4,05	4,22
Please select/NA	5	7
1 = not sufficient	3 5,36% (answered)	2 2,08% (answered)
2 = sufficient	3 5,36% (answered)	4 4,17% (answered)
3 = average	6 10,71% (answered)	8 8,33% (answered)
4 = good	20 35,71% (answered)	39 40,63% (answered)
5 = very good	24 42,86% (answered)	43 44,79% (answered)

How easy was navigation through the website, wiki, shed?

	2021	2020
average (answered)	3,53	3,78
Please select/NA	3	4
1 = not sufficient	6 10,34% (answered)	3 3,03% (answered)
2 = sufficient	4 6,90% (answered)	8 8,08% (answered)
3 = average	14 24,14% (answered)	24 24,24% (answered)
4 = good	21 36,21% (answered)	37 37,37% (answered)
5 = very good	13 22,41% (answered)	27 27,27% (answered)

How do you rate the management and moderation in the studios (zoom rooms)?

	2021	2020
average (answered)	4,24	4,20
Please select/NA	6	6
1 = not sufficient	0 0,00% (answered)	2 2,06% (answered)
2 = sufficient	1 1,82% (answered)	2 2,06% (answered)
3 = average	7 12,73% (answered)	14 14,43% (answered)
4 = good	25 45,45% (answered)	36 37,11% (answered)
5 = very good	22 40,00% (answered)	43 44,33% (answered)

Do you think moderation between the studios and sessions was useful?

	2021	2020
Please select/NA	6	12
no	8 14,55% (answered)	3 3,30% (answered)
Yes	47 85,45% (answered)	88 96,70% (answered)

How do you rate the moderation between the sessions?

	2021	2020
average (answered)	4,00	4,03
Please select/NA	7	14
1 = not sufficient	0 0,00% (answered)	3 3,37% (answered)
2 = sufficient	0 0,00% (answered)	4 4,49% (answered)
3 = average	14 25,93% (answered)	7 7,87% (answered)
4 = good	26 48,15% (answered)	48 53,93% (answered)
5 = very good	14 25,93% (answered)	27 30,34% (answered)

Would you consider EuroDIG gather.town as an added value to your meeting experience?

	2021	2020
Please select/NA	4	<i>gather.town not used</i>
no	26 45,00% (answered)	
Yes	31 54,39% (answered)	

Was EuroDIG gather.town a hurdle for you to access the meeting?

	2021	2020
Please select/NA	4	<i>gather.town not used</i>
no	32 56,14% (answered)	
Yes	25 43,86% (answered)	

If it was a hurdle did you rather face:

	2021	2020
Please select/NA	35	<i>gather.town not used</i>
technical issues (like entering the space, activating your audio/camera)	7 26,92% (answered)	
usability issues (like orientating and understanding the platform)	19 73,08% (answered)	

Have you had the opportunity for a bilateral exchange in EuroDIG gather.town?

	2021	2020
Please select/NA	7	<i>gather.town not used</i>
no	37 68,52% (answered)	
yes	17 31,48% (answered)	

Would you recommend to continue using EuroDIG gather.town in the future for instance during hybrid meetings?

	2021	2020
Please select/NA	9	<i>gather.town not used</i>
no	23 44,23% (answered)	
yes	29 55,77% (answered)	

How do you rate the EuroDIG session planning process?

	2021	2020
average (answered)	3,89	4,24
Please select/NA	26	53
1 = not sufficient	2 5,71% (answered)	0 0,00% (answered)
2 = sufficient	3 8,57% (answered)	2 4,00% (answered)
3 = average	4 11,43% (answered)	5 10,00% (answered)
4 = good	14 40,00% (answered)	22 44,00% (answered)
5 = very good	12 34,29% (answered)	21 42,00% (answered)

How do you rate the support from the EuroDIG secretariat in the session planning process?

	2021	2020
average (answered)	4,24	4,49
Please select/NA	23	52
1 = not sufficient	0 0,00% (answered)	0 0,00% (answered)
2 = sufficient	0 0,00% (answered)	1 1,96% (answered)
3 = average	7 18,42% (answered)	1 1,96% (answered)
4 = good	15 39,47% (answered)	21 41,18% (answered)
5 = very good	16 42,11% (answered)	28 54,90% (answered)

How do you rate the usability and quality of the EuroDIG wiki?

	2021	2020
average (answered)	4,08	4,18
Please select/NA	23	53
1 = not sufficient	1 2,63% (answered)	0 0,00% (answered)
2 = sufficient	2 5,26% (answered)	1 2,00% (answered)
3 = average	6 15,79% (answered)	6 12,00% (answered)
4 = good	13 34,21% (answered)	26 52,00% (answered)
5 = very good	16 42,11% (answered)	17 34,00% (answered)

Please indicate the level of activity in the Org Team you participated in.

	2021	2020
average (answered)	3,83	3,98
Please select/NA	25	62
1 = not sufficient	1 2,78% (answered)	1 2,44% (answered)
2 = sufficient	6 16,67% (answered)	2 4,88% (answered)
3 = average	4 11,11% (answered)	8 19,51% (answered)
4 = good	12 33,33% (answered)	16 39,02% (answered)
5 = very good	13 36,11% (answered)	14 34,15% (answered)

How do you rate the support from the Subject Matter Expert in the session planning process?

	2021	2020
average (answered)	3,91	3,86
Please select/NA	27	
1 = not sufficient	2 5,88% (answered)	3 7,14% (answered)
2 = sufficient	1 2,94% (answered)	1 2,38% (answered)
3 = average	7 20,59% (answered)	6 14,29% (answered)
4 = good	12 35,29% (answered)	21 50,00% (answered)
5 = very good	12 35,29% (answered)	11 26,19% (answered)

How do you rate the collaboration of reporters and Org Teams?

	2021	2020
average (answered)	4,18	3,98
Please select/NA	28	58
1 = not sufficient	0 0,00% (answered)	2 4,44% (answered)
2 = sufficient	0 0,00% (answered)	1 2,22% (answered)
3 = average	8 24,24% (answered)	7 15,56% (answered)
4 = good	11 33,33% (answered)	21 46,67% (answered)
5 = very good	14 42,42% (answered)	14 31,11% (answered)

V. Financial report

1.	Headquarter Studio Leipzig		Costs in EUR
1.1	Room rental	included in pos. 1.4	
1.2	Wired Internet connection and bandwidth		
1.3	Technical equipment (computer, screens, ...)		
1.4	Streaming company		8.000,00
1.5	Stage Director/Project Manager		1.750,00
1.6	Catering		297,50
2.	Studio Bruges		
2.1	Room rental	in-kind contribution from United Nations University (UNU-CRIS)	
2.2	Wired Internet connection and bandwidth		
2.3	Technical equipment (computer, screens, ...)		
2.4	Session facilitators		2.625,00
3.	Studio Belgrade		
3.1	Room rental	in-kind contribution from the Serbian National Internet Domain Registry Foundation (RNIDS)	
3.2	Wired Internet connection and bandwidth		
3.3	Technical equipment (computer, screens, ...)		
3.4	Session facilitators		1.200,00
4.	Studio Trieste		
4.1	Room rental	in-kind contribution from the International Centre for Theoretical Physics (ICTP)	
4.2	Technical equipment (computer, screens, ...)		
4.3	Wired Internet connection and bandwidth		
4.4	Session facilitators		
5.	Other costs		
5.1	Transcription service		7.850,00
5.2	Gather.town virtual conference centre		3.555,00
5.3	Magician for social event		1.000,00
5.4	YouthDIG Programme Committee		1.500,00
5.5	Upgrade Zoom (large meeting and cloud)		134,78
5.6	Travel and accomodation costs		535,72
		Total costs 2021:	28.448,00
		Costs 2020	23.420,88



EuroDIG is the regional, pan European Internet Governance forum.

DIG stands for ‘Dialogue on Internet Governance’, and is the unique selling point of the annual event that bring together Internet stakeholders from across the spectrum of government, industry, civil society, academia and the technical community.

Stakeholders and participants work over the course of each year to develop, in a bottom-up fashion, a dynamic agenda that explores the pressing issues surrounding how we develop, use, regulate, and govern the Internet. Participants come away with broader, more informed perspectives on these issues and new partners in responding to the challenges of the digital society.

More details at eurodig.org.

Imprint

Published by:

EuroDIG Association

Schächlistrasse 19, CH-8953 Dietikon

email: office@eurodig.org

web: www.eurodig.org

Pictures

page 2, pictures from studio Belgrade: Serbian National Internet Domain Registry Foundation, RNIDS · other images provided by the studios · page 3, pictures of the studio setting: www.streamingcompany.de, other images are stills from video recordings.