



---

## Results

### Survey 811449

---

Number of records in this query:	10
Total records in survey:	10
Percentage of total:	100.00%



### Field summary for A

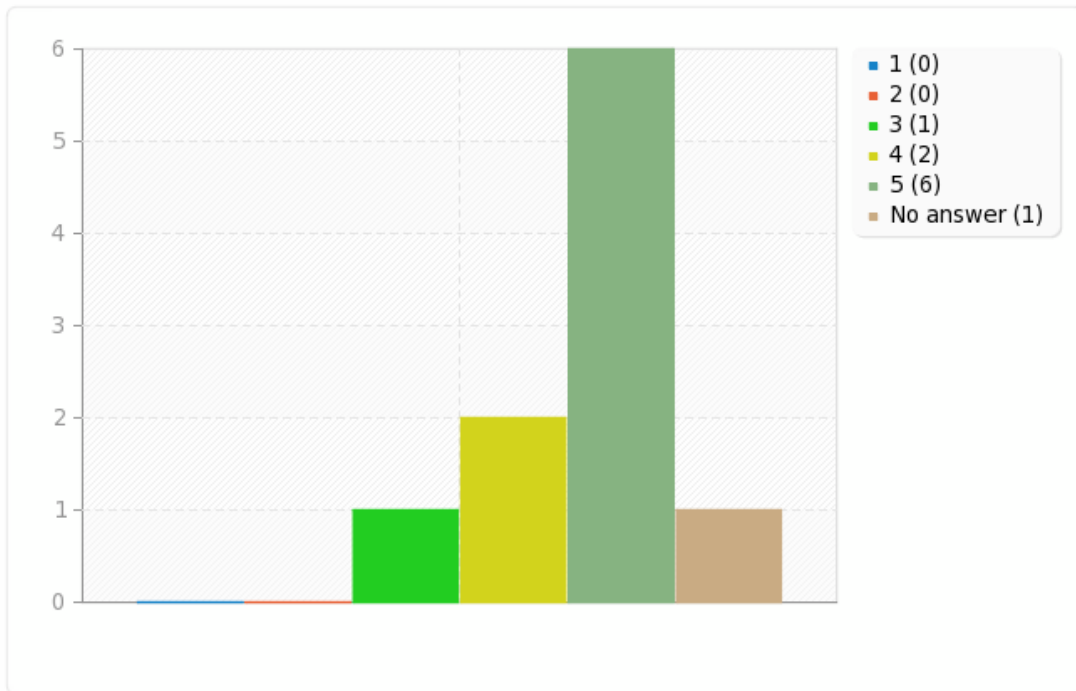
Interoperability, Openness, End-to-end, layer separation, scalability, robustness and resilience continue to be critical values of the Internet and thus be promoted and upheld by the multi-stakeholder community.

Answer	Count	Percentage	Sum
1 (1)	0	0.00%	0.00%
2 (2)	0	0.00%	
3 (3)	1	11.11%	11.11%
4 (4)	2	22.22%	
5 (5)	6	66.67%	88.89%
No answer	1	10.00%	
Arithmetic mean	4.56		
Standard deviation	0.73		
Sum (Answers)	9	100.00%	100.00%
Number of cases	10	100.00%	



## Field summary for A

Interoperability, Openness, End-to-end, layer separation, scalability, robustness and resilience continue to be critical values of the Internet and thus be promoted and upheld by the multi-stakeholder community.





---

## Field summary for AA [Strengths and opportunities]

Optionally add brief comments

---

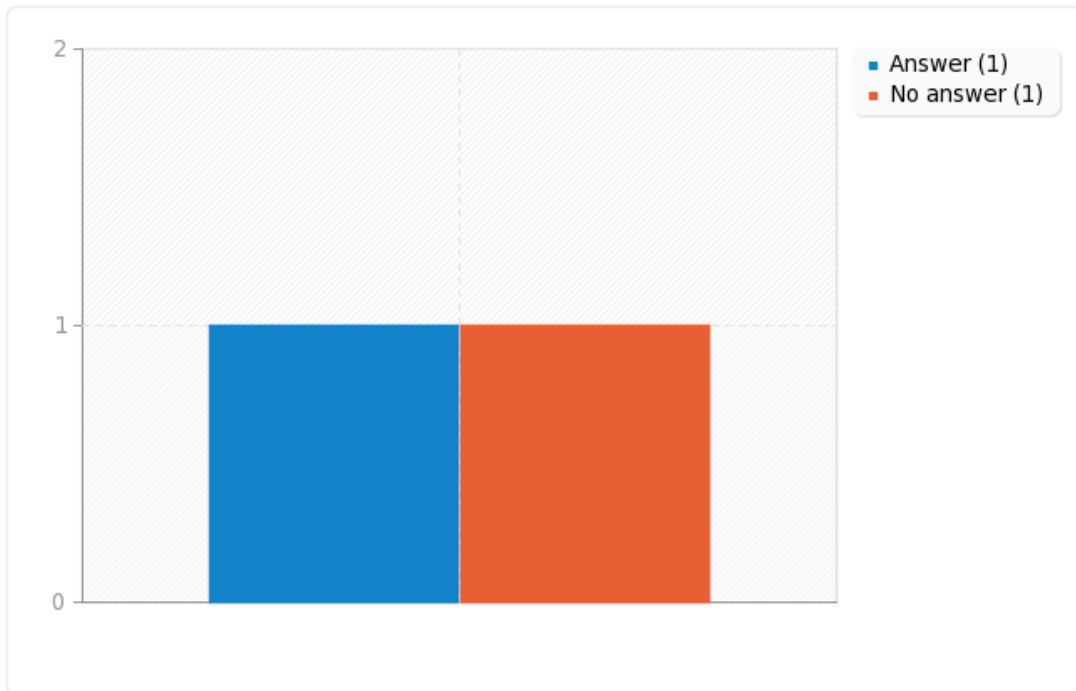
Answer	Count	Percentage
Answer	1	50.00%
No answer	1	50.00%

ID	Response
70	Posibilidad de que multiples partes interesadas trabajen en el tema



## Field summary for AA [Strengths and opportunities]

Optionally add brief comments





---

## Field summary for AA [Concerns and weaknesses]

Optionally add brief comments

---

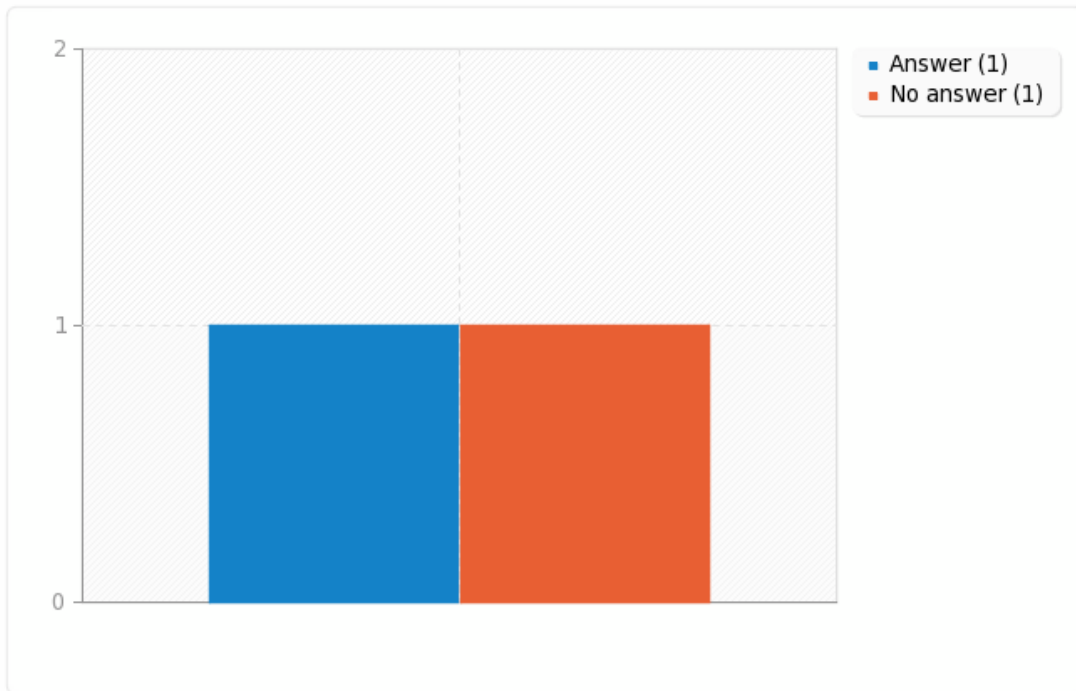
Answer	Count	Percentage
Answer	1	50.00%
No answer	1	50.00%

ID	Response
70	Acceso, existencia de marcos para opinar y reflexionar, documentos bases



## Field summary for AA [Concerns and weaknesses]

Optionally add brief comments





### Field summary for B

The interoperability of the Internet is under threat in my part of the world.

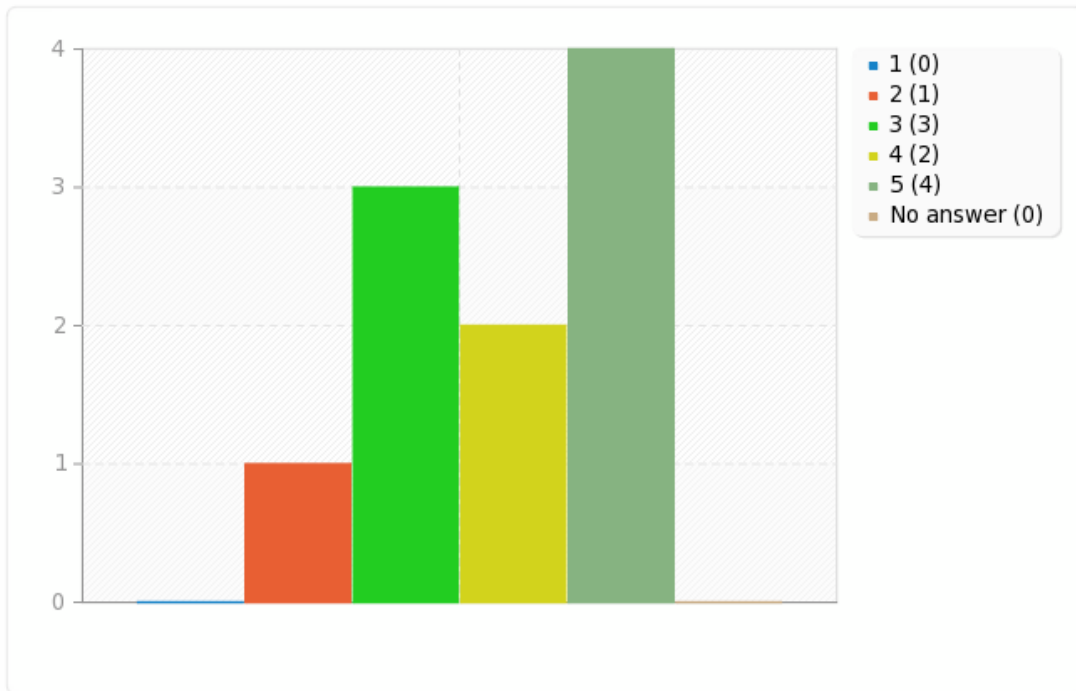
Answer	Count	Percentage	Sum
1 (1)	0	0.00%	10.00%
2 (2)	1	10.00%	
3 (3)	3	30.00%	30.00%
4 (4)	2	20.00%	
5 (5)	4	40.00%	60.00%
No answer	0	0.00%	
Arithmetic mean	3.9		
Standard deviation	1.1		
Sum (Answers)	10	100.00%	100.00%
Number of cases	10	100.00%	





## Field summary for B

The interoperability of the Internet is under threat in my part of the world.





---

### Field summary for BB [Strengths and opportunities]

Optionally add brief comments

---

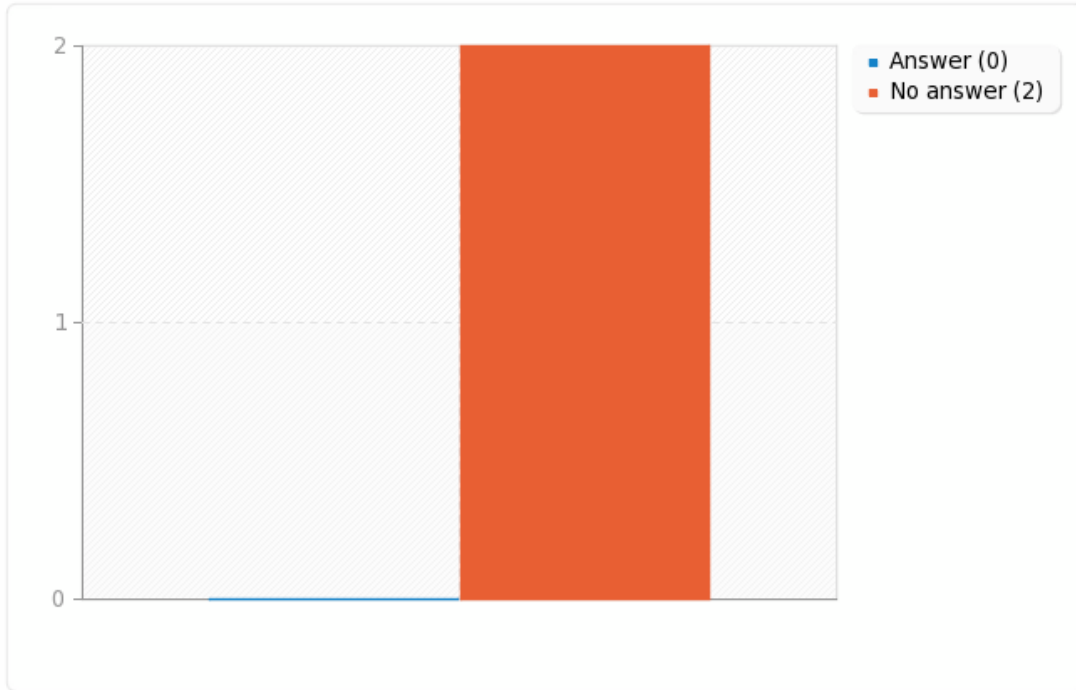
Answer	Count	Percentage
Answer	0	0.00%
No answer	2	100.00%

ID	Response
----	----------



## Field summary for BB [Strengths and opportunities]

Optionally add brief comments





---

## Field summary for BB [Concerns and weaknesses]

Optionally add brief comments

---

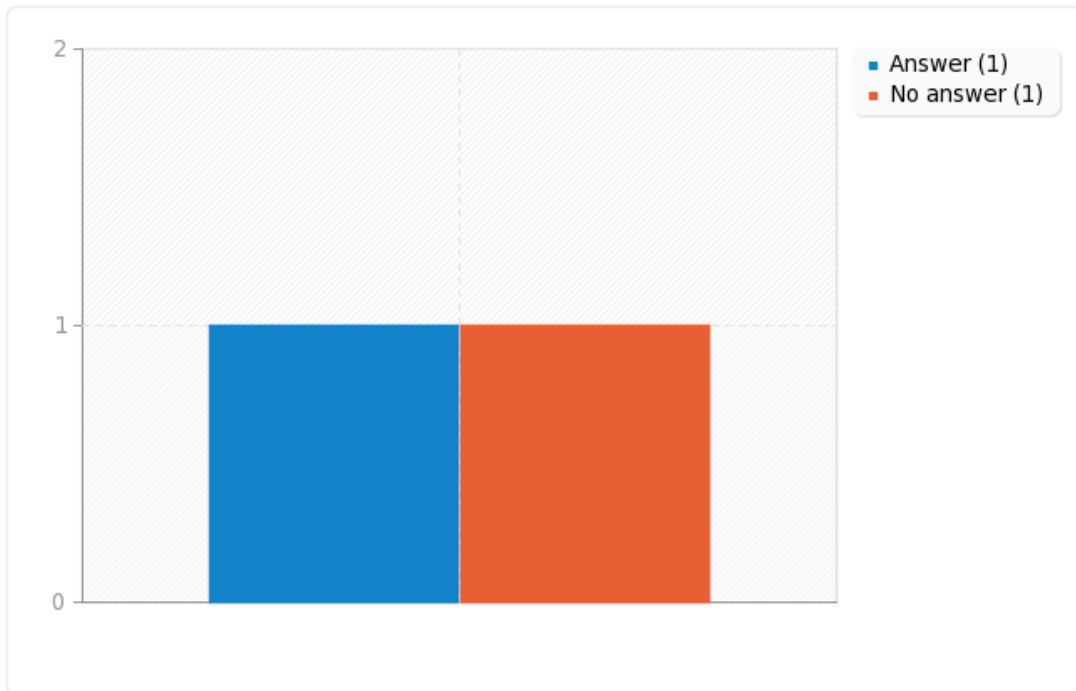
Answer	Count	Percentage
Answer	1	50.00%
No answer	1	50.00%

ID	Response
70	Necesidad de estándares del conocimiento de todos y que se produzca en funcion de ellos



## Field summary for BB [Concerns and weaknesses]

Optionally add brief comments





### Field summary for C

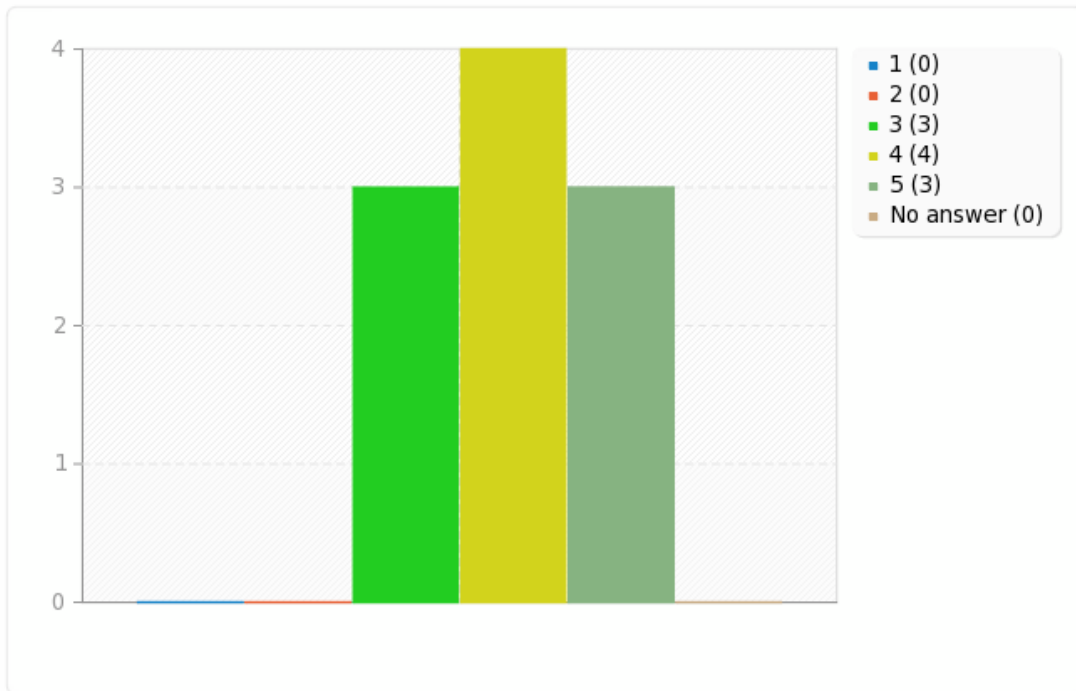
The Openness of the Internet is under threat in my part of the world.

Answer	Count	Percentage	Sum
1 (1)	0	0.00%	0.00%
2 (2)	0	0.00%	
3 (3)	3	30.00%	30.00%
4 (4)	4	40.00%	
5 (5)	3	30.00%	70.00%
No answer	0	0.00%	
Arithmetic mean	4		
Standard deviation	0.82		
Sum (Answers)	10	100.00%	100.00%
Number of cases	10	100.00%	



## Field summary for C

The Openness of the Internet is under threat in my part of the world.





---

## Field summary for CC [Strengths and opportunities]

Optionally add brief comments

---

Answer	Count	Percentage
Answer	0	0.00%
No answer	2	100.00%

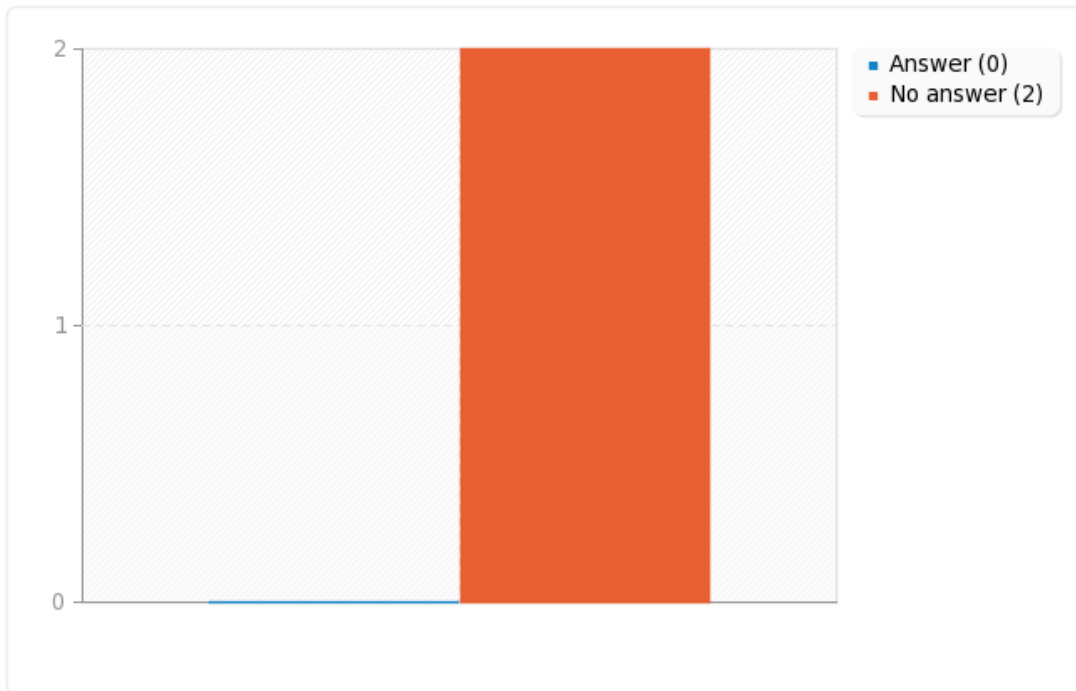
ID	Response
----	----------





## Field summary for CC [Strengths and opportunities]

Optionally add brief comments





---

## Field summary for CC [Concerns and weaknesses]

Optionally add brief comments

---

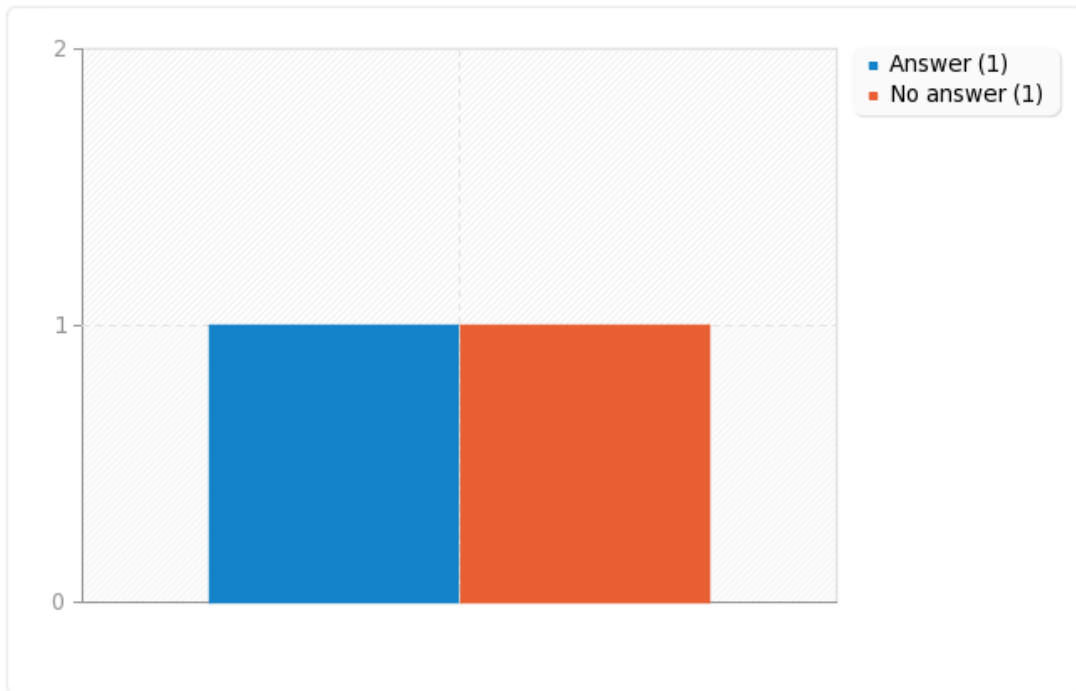
Answer	Count	Percentage
Answer	1	50.00%
No answer	1	50.00%

ID	Response
70	Paises con PIB bajos tenemos riesgos de accesos a tecnologias. El bloqueo del gobierno de USA a Cuba limita tambien el acceso a tecnologias. Los precios de coenctividad son altos en mcuhos paises



## Field summary for CC [Concerns and weaknesses]

Optionally add brief comments





### Field summary for D

The best legislation and regulation related to the Internet should focus on the human and organizational conducts involved, not on the Internet as medium.

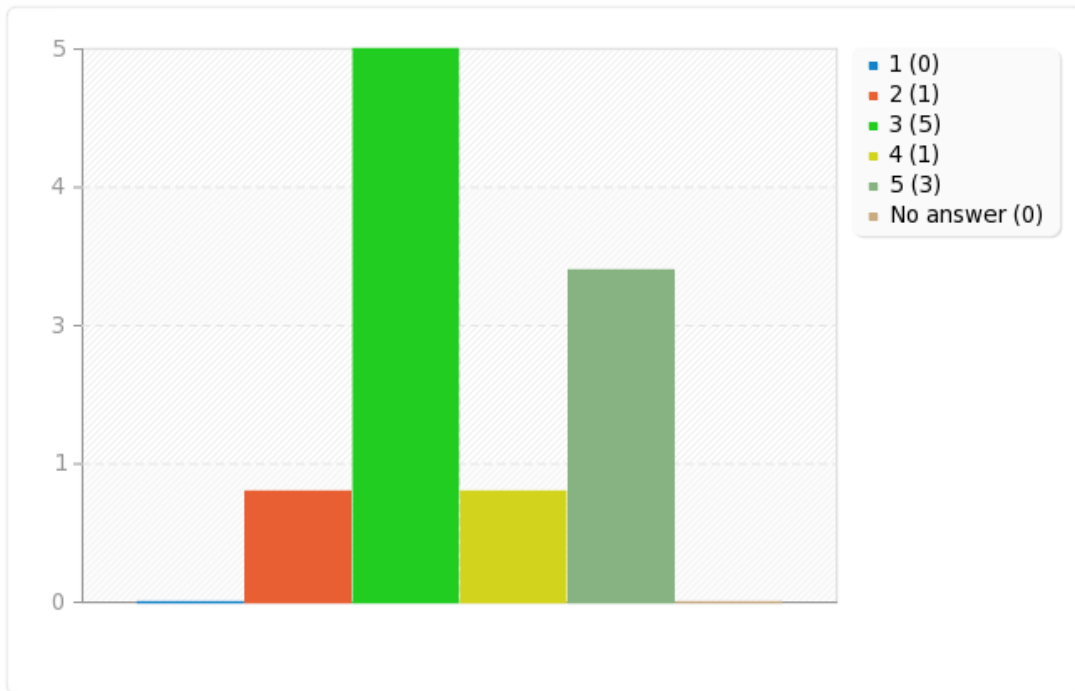
---

Answer	Count	Percentage	Sum
1 (1)	0	0.00%	10.00%
2 (2)	1	10.00%	
3 (3)	5	50.00%	50.00%
4 (4)	1	10.00%	
5 (5)	3	30.00%	40.00%
No answer	0	0.00%	
Arithmetic mean	3.6		
Standard deviation	1.07		
Sum (Answers)	10	100.00%	100.00%
Number of cases	10	100.00%	



## Field summary for D

The best legislation and regulation related to the Internet should focus on the human and organizational conducts involved, not on the Internet as medium.





---

### Field summary for DD [Strengths and opportunities]

Optionally add brief comments

---

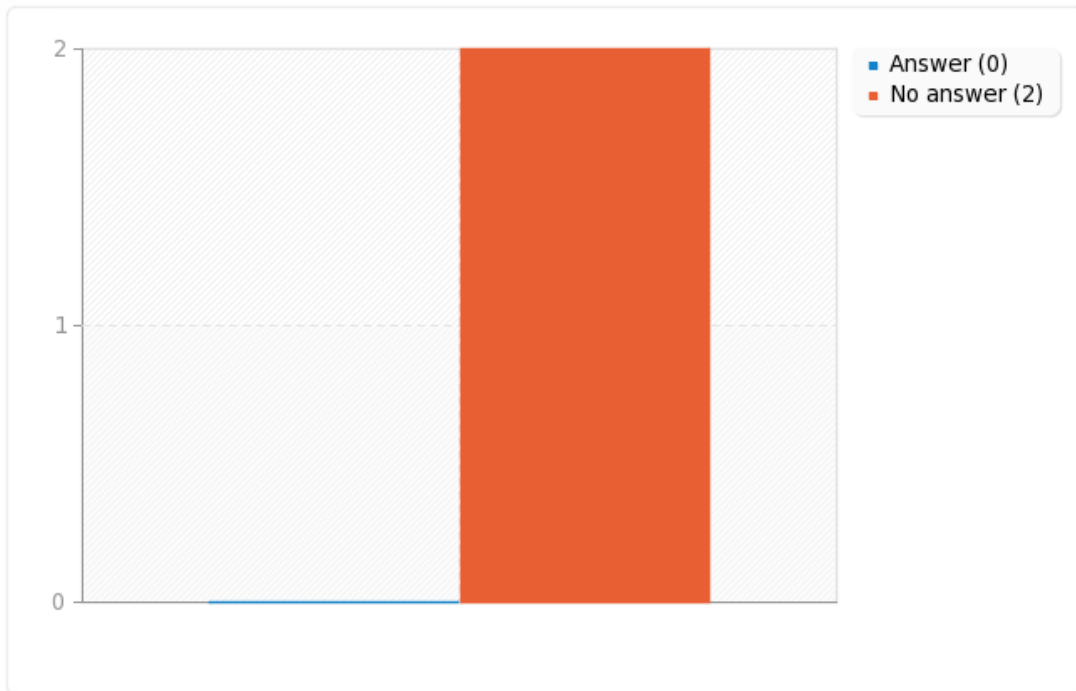
Answer	Count	Percentage
Answer	0	0.00%
No answer	2	100.00%

ID	Response
----	----------



## Field summary for DD [Strengths and opportunities]

Optionally add brief comments





---

### Field summary for DD [Concerns and weaknesses]

Optionally add brief comments

---

Answer	Count	Percentage
Answer	0	0.00%
No answer	2	100.00%

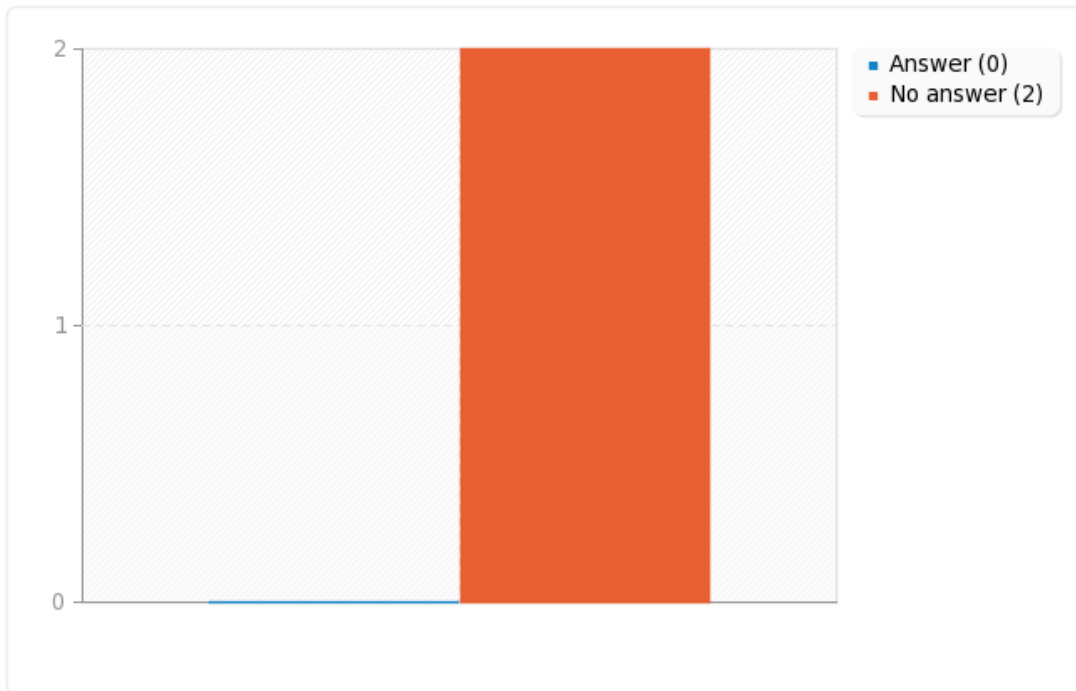
ID	Response
----	----------





## Field summary for DD [Concerns and weaknesses]

Optionally add brief comments





---

### Field summary for E

Core value evolution: the resilience of the Internet should be increased even if the user experience becomes harder through processes like checking devices for compliance with standards, authenticating users and devices before connecting etc.

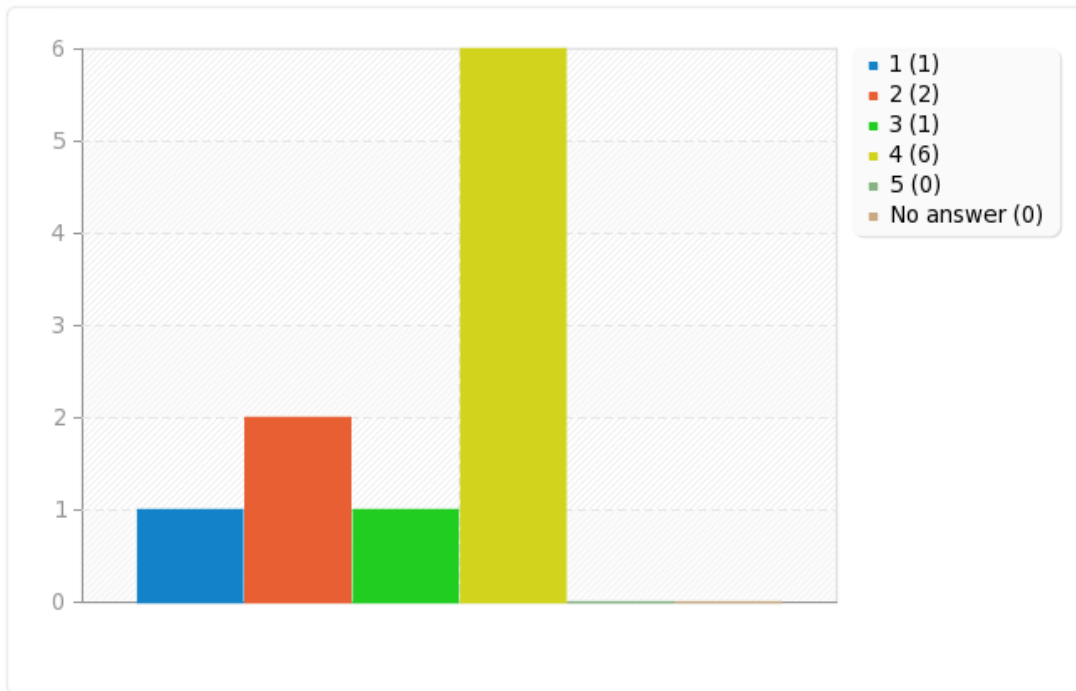
---

Answer	Count	Percentage	Sum
1 (1)	1	10.00%	30.00%
2 (2)	2	20.00%	
3 (3)	1	10.00%	10.00%
4 (4)	6	60.00%	
5 (5)	0	0.00%	60.00%
No answer	0	0.00%	
Arithmetic mean	3.2		
Standard deviation	1.14		
Sum (Answers)	10	100.00%	100.00%
Number of cases	10	100.00%	



### Field summary for E

Core value evolution: the resilience of the Internet should be increased even if the user experience becomes harder through processes like checking devices for compliance with standards, authenticating users and devices before connecting etc.





---

## Field summary for EE [Strengths and opportunities]

Optionally add brief comments

---

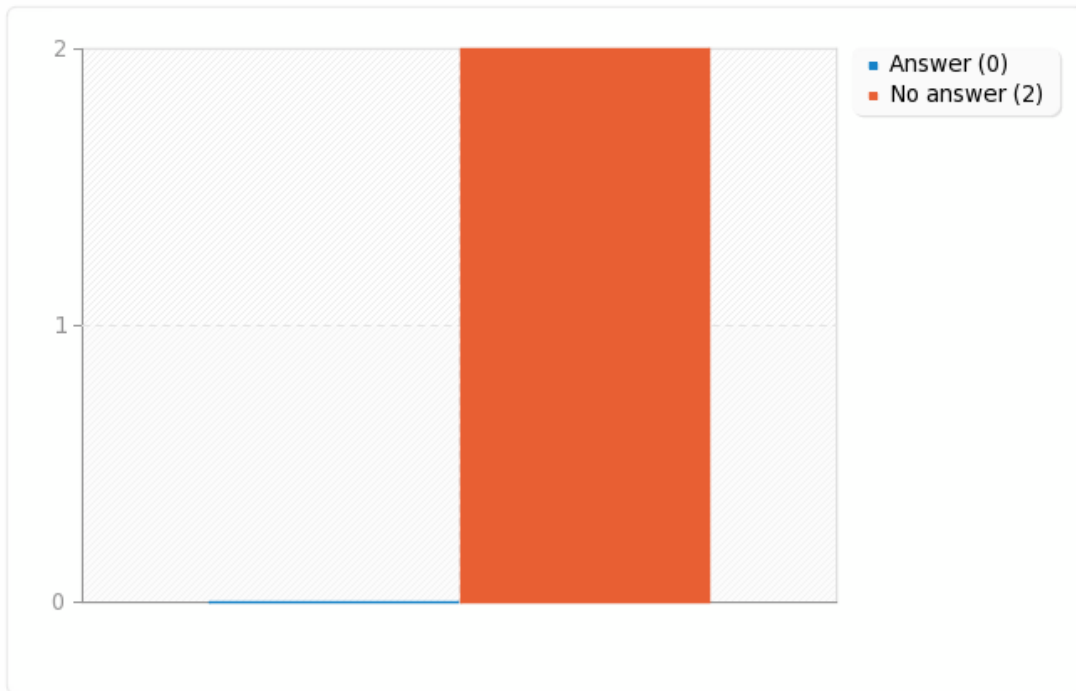
Answer	Count	Percentage
Answer	0	0.00%
No answer	2	100.00%

ID	Response
----	----------



## Field summary for EE [Strengths and opportunities]

Optionally add brief comments





---

## Field summary for EE [Concerns and weaknesses]

Optionally add brief comments

---

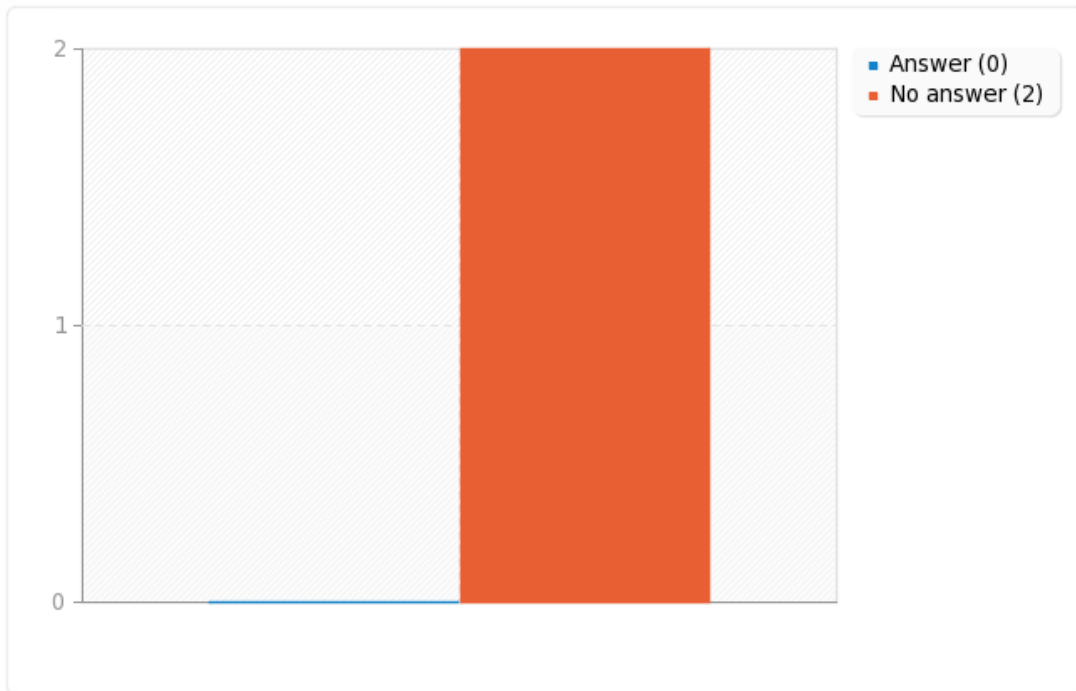
Answer	Count	Percentage
Answer	0	0.00%
No answer	2	100.00%

ID	Response
----	----------



## Field summary for EE [Concerns and weaknesses]

Optionally add brief comments





---

## Field summary for G

What stakeholder group do you primarily identify as?

---

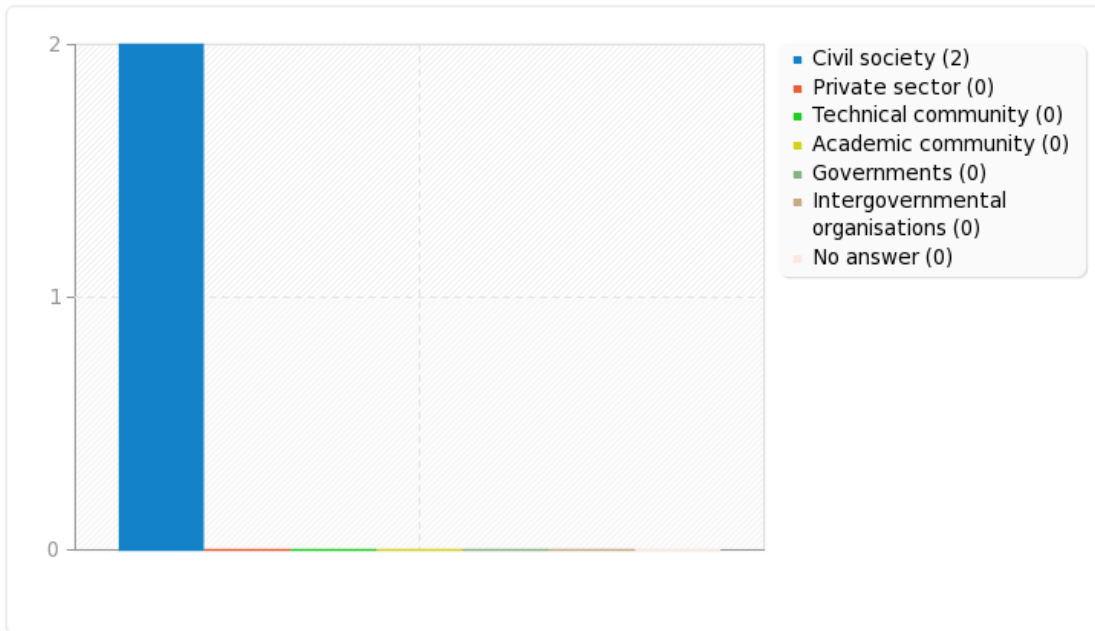
Answer	Count	Percentage
Civil society (A1)	2	100.00%
Private sector (A2)	0	0.00%
Technical community (A3)	0	0.00%
Academic community (A4)	0	0.00%
Governments (A5)	0	0.00%
Intergovernmental organisations (A6)	0	0.00%
No answer	0	0.00%





## Field summary for G

What stakeholder group do you primarily identify as?





---

## Field summary for H

To submit, sign the form by entering your name. Names will be publicly available.

---

Answer	Count	Percentage
Answer	2	100.00%
No answer	0	0.00%

ID	Response
70	Reynaldo Alonso Reyes
76	Vrikson Acosta <a href="http://www.linkedin.com/in/vrikson-acosta">www.linkedin.com/in/vrikson-acosta</a> <a href="http://www.twitter.com/Vrikson_Acosta">www.twitter.com/Vrikson_Acosta</a>